

# 第一课 大月小月



## Disclaimer and Fair Usage

All the photos, articles, GIFs, audios, videos, etc. found in this courseware were either produced by the authors, found freely on the Internet or used with permission from their original owners. They should be used only in the Chinese classroom and only for educational purposes. We do not claim to be the owners of any materials that do not belong to us or intend to infringe on any copyrights. They are used under the U.S. Code § 107, Limitations on exclusive rights: Fair use, which states:

Notwithstanding the provisions of sections 17 U.S.C. 106 and 106A, the fair use of a copyrighted work, including such use by reproduction in copies or phonorecords or by any other means specified by that section, for purposes such as criticism, comment, news reporting, teaching (including multiple copies for classroom use), scholarship, or research, is not an infringement of copyright. In determining whether the use made of a work in any particular case is a fair use the factors to be considered shall include—


- (1) The purpose and character of the use, including whether such use is of a commercial nature or is for nonprofit educational purposes;
- (2) The nature of the copyrighted work;
- (3) the amount and substantiality of the portion used in relation to the copyrighted work as a whole; and
- (4) the effect of the use upon the potential market for or value of the copyrighted work.

The fact that a work is unpublished shall not itself bar a finding of fair use if such finding is made upon consideration of all the above factors.

If you still wish any such materials to be removed, please contact us using the contact form with proof of copyright. We will be willing to remove anything that breaches any individual's or organization's copyright.



# 自我介绍



上课了 class begins

打招呼 greetings

你好!

Hello

老师好!

小朋友们好!



小朋友们好!

老师好!

# 课堂纪律

## Virtual Classroom Rules



**Be on time.**



**Act like you're at school.**

**Stay your seat**



**Sit in I spot during class.**



**Keep yourself muted.**



**Turn on your video.**



**Raise your hand to talk.**



**Listen.**



**No eating during class.**



**HAVE FUN AND DO YOUR BEST!**



# 读课文



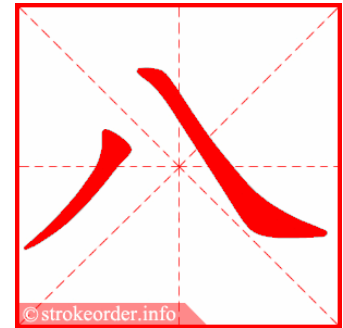

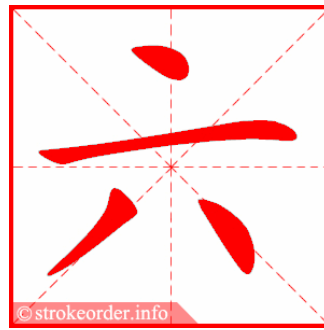


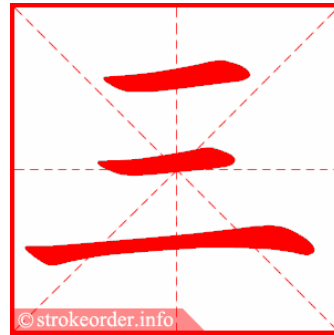
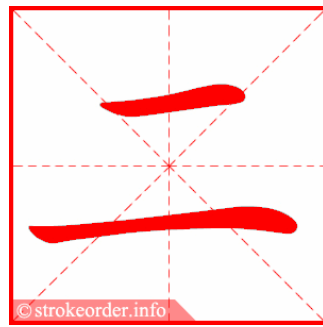
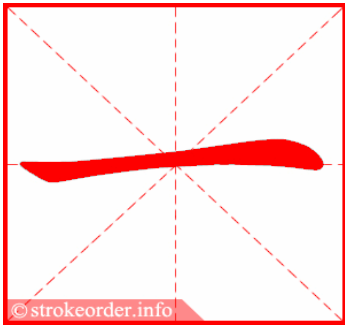


观看You Tube 视频  
[https://www.youtube.com/watch?v=GIYDWVPnf\\_8](https://www.youtube.com/watch?v=GIYDWVPnf_8)



整全的教育网站课文



# 生字卡

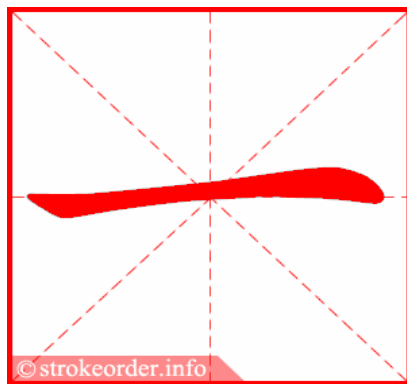







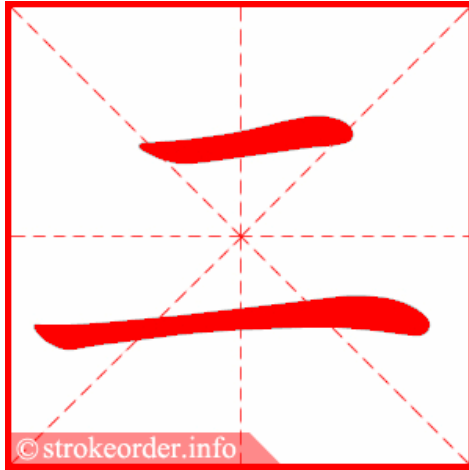


# 学生字和词汇




一支铅笔





两只小鸟



三个苹果



shutterstock.com · 425151007




Download from  
Dreamstime.com

This watermarked comp image is for previewing purposes only.




38770457

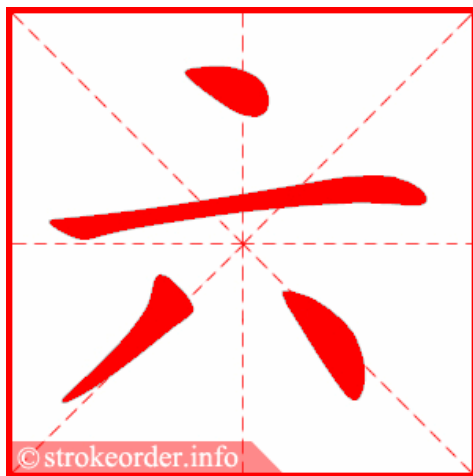
Blue Ring Media Pty Ltd | Dreamstime.com



四条鱼



五根手指头





6

SIX

六颗草莓

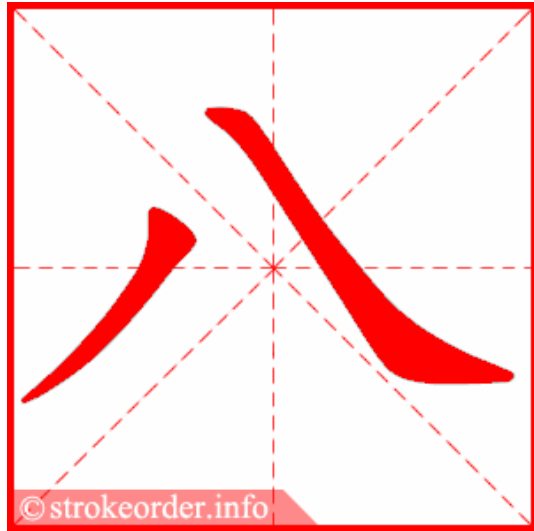
A red-bordered card with a white background. At the top left is a large black number 6. To its right are six red strawberries with green leaves, arranged in a hexagonal pattern. Below the strawberries is a white box containing the word "SIX" in black capital letters. At the bottom of the card is a purple banner with the Chinese text "六颗草莓" (Six strawberries) in white.





七颗星星






八根圣诞糖



九个圆点点




10




十条小金鱼





大狗 和 小猫





# 月份- Month

七月	
八月	
九月	
十月	
十一月	
十二月	

一月	
二月	
三月	
四月	
五月	
六月	

ink saving Eco





# 学句子

# 跟着老师读句子

1

2

一二三，三二一，

1 2 3 4 5 6 7

一二三四五六七。





# 跟着老师读句子

November 2021						
Sunday	Monday	Tuesday	Wednesday	Thursday	Friday	Saturday
	1	2	3	4	5	6
7	8	9	10	11	12	13
14	15	16	17	18	19	20
21	22	23	24	25	26	27
28	29	30				

<http://hung.alternate.org/calendar/index.php>

Sun	Mon	Tues	Wed	Thurs	Fri	Sat
1	2	3	4	5	6	7
8	9	10	11	12	13	14
15	16	17	18	19	20	21
22	23	24		26	27	28
29	30	31	Happy Holidays			

十一月小，

十二月大。

# 跟着老师 读句子



小朋友们 手拉手

# 跟着老师大声读

一 二 三

一二三，三二一，

一二三四五六七。

四五六，七八九，

小朋友们手拉手。



## 大月和小月

一月大，二月小，

三月大，四月小，

五月大，六月小，

七月大，八月大，

九月小，十月大，


十一月小，十二月大。



# 学写字



- 课本 第一课 P2—4页
- 整全教育网站笔顺练习



# 老师问

# 我回答



你的生日是哪月？

新年或元旦是哪月？

你爸爸、妈妈生日是哪月？

我的生日是三月。

新年或元旦是一月。

我爸爸生日是八月，  
我妈妈生日是十一月。



跟着老师做练习，把每个字的第二画填在括号里

“三”的第二画是（ 一 ）

“十”的第二画是（    ）

“八”的第二画是（    ）

“大”的第二画是（    ）

“六”的第二画是（    ）



作业：绿本练习册  
第一课 P1—4页



再见



Goodbye to YOU!



zai

jian

再

见

