

第七课 东西南北



Disclaimer and Fair Usage

All the photos, articles, GIFs, audios, videos, etc. found in this courseware were either produced by the authors, found freely on the Internet or used with permission from their original owners. They should be used only in the Chinese classroom and only for educational purposes. We do not claim to be the owners of any materials that do not belong to us or intend to infringe on any copyrights. They are used under the U.S. Code § 107, Limitations on exclusive rights: Fair use, which states:

Notwithstanding the provisions of sections 17 U.S.C. 106 and 106A, the fair use of a copyrighted work, including such use by reproduction in copies or phonorecords or by any other means specified by that section, for purposes such as criticism, comment, news reporting, teaching (including multiple copies for classroom use), scholarship, or research, is not an infringement of copyright. In determining whether the use made of a work in any particular case is a fair use the factors to be considered shall include—

- (1) The purpose and character of the use, including whether such use is of a commercial nature or is for nonprofit educational purposes;
- (2) The nature of the copyrighted work;
- (3) the amount and substantiality of the portion used in relation to the copyrighted work as a whole; and
- (4) the effect of the use upon the potential market for or value of the copyrighted work.

The fact that a work is unpublished shall not itself bar a finding of fair use if such finding is made upon consideration of all the above factors.

If you still wish any such materials to be removed, please contact us using the contact form with proof of copyright. We will be willing to remove anything that breaches any individual's or organization's copyright.

读课文

第七课

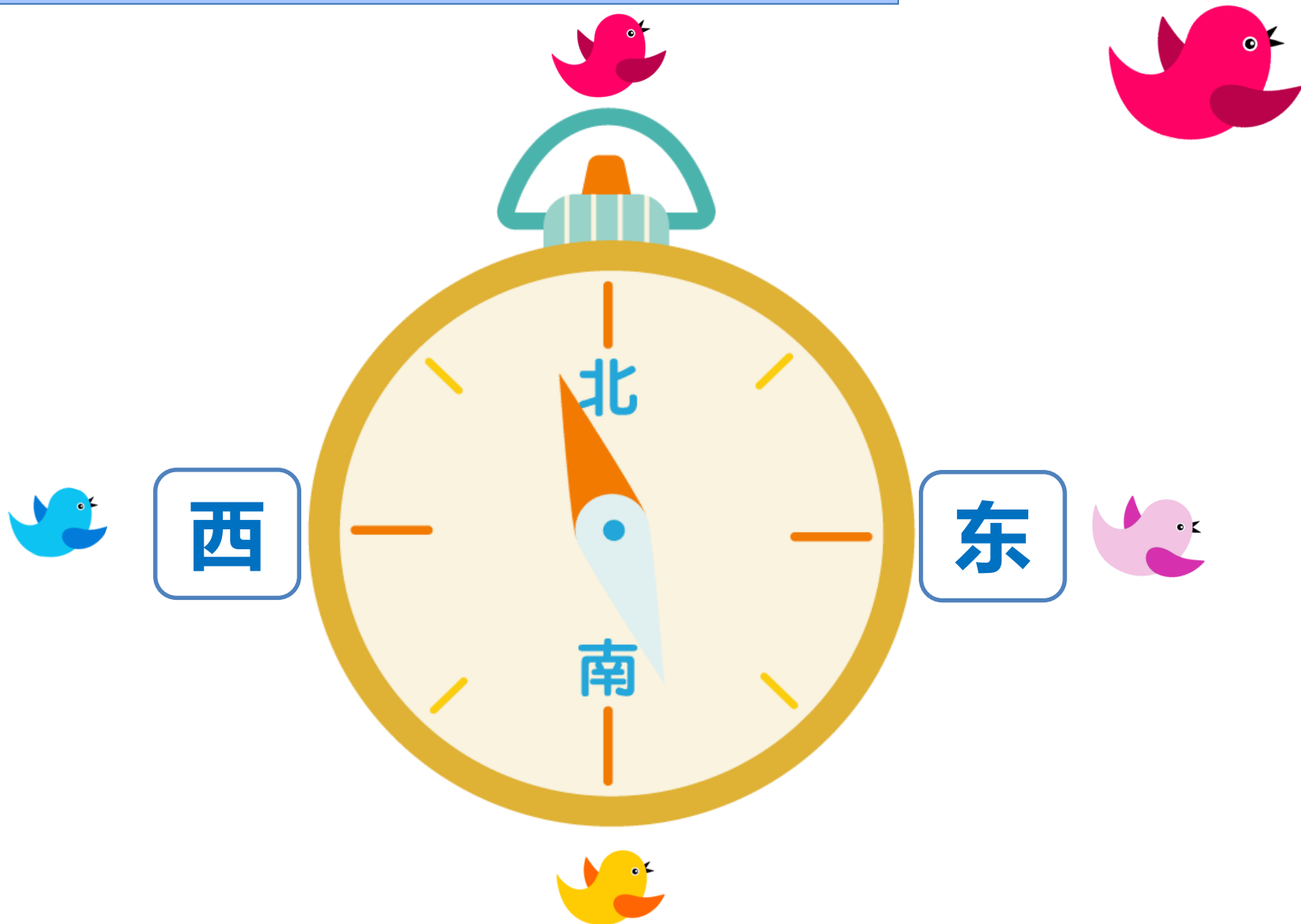
东西南北

www.holisticedu.us



https://youtu.be/OJ_MLx8LUuE

东南西北 四个方向




生字卡







北




西



东



南




前

左



右

后



面

© strokeorder.info

对

© strokeorder.info



是

© strokeorder.info

边

© strokeorder.info





学词汇



左边



右边

前面

front

back



后面



北边



S



P.M.



西边



东边



南边

复习词语

大雪

天上



怎么

下雨

朋友

树上

回家





学句子

跟着老师大声读



早上上学，面对太阳。

前面是东，后面是西。

左边是北，右边是南。


一月是大月，二月是小月。




学写汉字

整全教育网站笔顺练习，登录后选第
一册第七课

[https://www.holisticedu.us/text_book/
login.php](https://www.holisticedu.us/text_book/login.php)




对比认字



早上

晚上

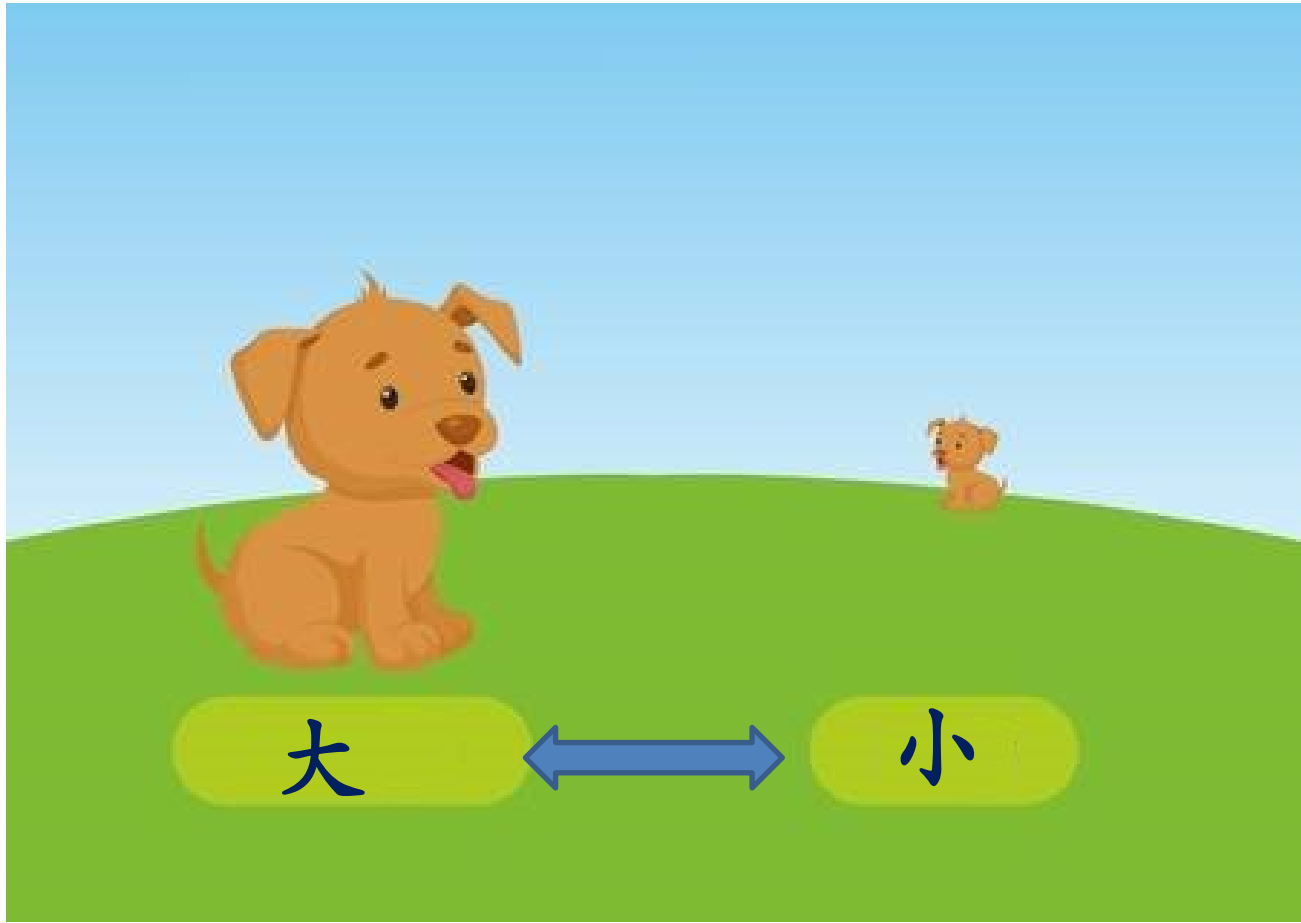




前



后



大



小



shutterstock.com · 1246377469

太阳



月亮



MORE

多



LESS

少





左

右



雪



雨



说说看：你的前面是什么？

我的前面是桌子。

我的前面是电脑。





作业：绿本练习册
第七课 P13--16

再见



Goodbye to YOU!



zai jian

再见！