

# 第八课 太阳



## Disclaimer and Fair Usage

All the photos, articles, GIFs, audios, videos, etc. found in this courseware were either produced by the authors, found freely on the Internet or used with permission from their original owners. They should be used only in the Chinese classroom and only for educational purposes. We do not claim to be the owners of any materials that do not belong to us or intend to infringe on any copyrights. They are used under the U.S. Code § 107, Limitations on exclusive rights: Fair use, which states:

Notwithstanding the provisions of sections 17 U.S.C. 106 and 106A, the fair use of a copyrighted work, including such use by reproduction in copies or phonorecords or by any other means specified by that section, for purposes such as criticism, comment, news reporting, teaching (including multiple copies for classroom use), scholarship, or research, is not an infringement of copyright. In determining whether the use made of a work in any particular case is a fair use the factors to be considered shall include—

- (1) The purpose and character of the use, including whether such use is of a commercial nature or is for nonprofit educational purposes;
- (2) The nature of the copyrighted work;
- (3) the amount and substantiality of the portion used in relation to the copyrighted work as a whole; and
- (4) the effect of the use upon the potential market for or value of the copyrighted work.

The fact that a work is unpublished shall not itself bar a finding of fair use if such finding is made upon consideration of all the above factors.

If you still wish any such materials to be removed, please contact us using the contact form with proof of copyright. We will be willing to remove anything that breaches any individual's or organization's copyright.



# 复习上节课内容





# 读课文



整全教育网站课文  
[..\111\\_08.mp4](#)





# 太阳






# 字卡






















# 学词汇



P.M.



S




西方

东方







shu

地方

m

ID 211954897 © Olga1818

什么

睡觉



# 学句子

# 跟着老师大声读



太阳，太阳，早上好！

我早上上学时，你在东方。

我下午回家时，你在西方。


我晚上睡觉时，你在什么地方？

东南西北，四个方向。



# 学写字

整全教育网站笔顺练习



# 对比认字 大声朗读 再组词

时 ( )

对 ( )

方 ( )

万 ( )

西 ( )

四 ( )

么 ( )

东 ( )

什 ( )


十 ( )



# 跟着老师填笔画



- “在”的第三画是 ( 1 )
- “什”的第三画是 ( )
- “方”的第三画是 ( )
- “家”的第三画是 ( )
- “觉”的第三画是 ( )
- “地”的第三画是 ( )
- “我”的第三画是 ( )



# 我们一起来复习



太阳

前面


左边



树上

水中

月亮





我们一起玩游戏

(课本P40页折纸游戏)





作业：黄本练习册  
第七课 P13--16

再见



Goodbye to YOU!



zai

jian

再

见

