

《整全教育中文》课件共享注意事项：

如同每位老师都有自己的风格与特点一样，每位学生也都有自己的个性与专长，每个中文班的情况也可能不完全一样。因此，一位老师制作的课件不见得能适用于所有的课堂。建议老师们在选用其他老师课件的同时，最好根据各自班级学生中文程度与兴趣爱好适当地调整、补充。

比如：低年级的学生比较喜欢彩色汉字，一些学生喜欢写字，一些学生喜欢画画，一些学生喜欢唱歌；中高年级的学生有的需要拼音和英文解释帮助认读生字、理解句子，有的喜欢玩点游戏，有的喜欢有挑战性的东西……

面对多样性，需要通过差异化教学来协调。愿每位老师因地制宜，精心设计出更有针对性、更完美的课件。

此课件由德华中文学校(DCCS-PA)张瀛月老师制作。感谢张老师分享！我们也希望群策群力、集思广益，让课件更加完美。课件只能在中文课堂，用于中文教学之用。详细说明请见下面的Disclaimer and Fair Usage。

Disclaimer and Fair Usage

All the photos, articles, GIFs, audios, videos, etc. found in this courseware were either produced by the authors, found freely on the Internet or used with permission from their original owners. They should be used only in the Chinese classroom and only for educational purposes. We do not claim to be the owners of any materials that do not belong to us or intend to infringe on any copyrights. They are used under the U.S. Code § 107, Limitations on exclusive rights: Fair use, which states:

Notwithstanding the provisions of sections 17 U.S.C. 106 and 106A, the fair use of a copyrighted work, including such use by reproduction in copies or phonorecords or by any other means specified by that section, for purposes such as criticism, comment, news reporting, teaching (including multiple copies for classroom use), scholarship, or research, is not an infringement of copyright. In determining whether the use made of a work in any particular case is a fair use the factors to be considered shall include—

- (1) The purpose and character of the use, including whether such use is of a commercial nature or is for nonprofit educational purposes;
- (2) The nature of the copyrighted work;
- (3) the amount and substantiality of the portion used in relation to the copyrighted work as a whole; and
- (4) the effect of the use upon the potential market for or value of the copyrighted work.

The fact that a work is unpublished shall not itself bar a finding of fair use if such finding is made upon consideration of all the above factors.

If you still wish any such materials to be removed, please contact us using the contact form with proof of copyright. We will be willing to remove anything that breaches any individual's or organization's copyright.



落叶

第一讲



什么季节可以看见落叶？




春

夏

秋

冬




一叶知秋



落叶的颜色





为什么落叶会有不同的颜色呢？

- <https://www.youtube.com/watch?v=9P7eOyG3LNU>
-


落叶的形状









The background features a light gray diamond shape centered on a white background. The diamond is formed by two overlapping white lines. In the four corners, there are large, overlapping geometric shapes: a yellow triangle in the top-left, a blue triangle in the top-right, a blue triangle in the bottom-left, and a yellow triangle in the bottom-right. The text '生字' is centered within the white diamond.

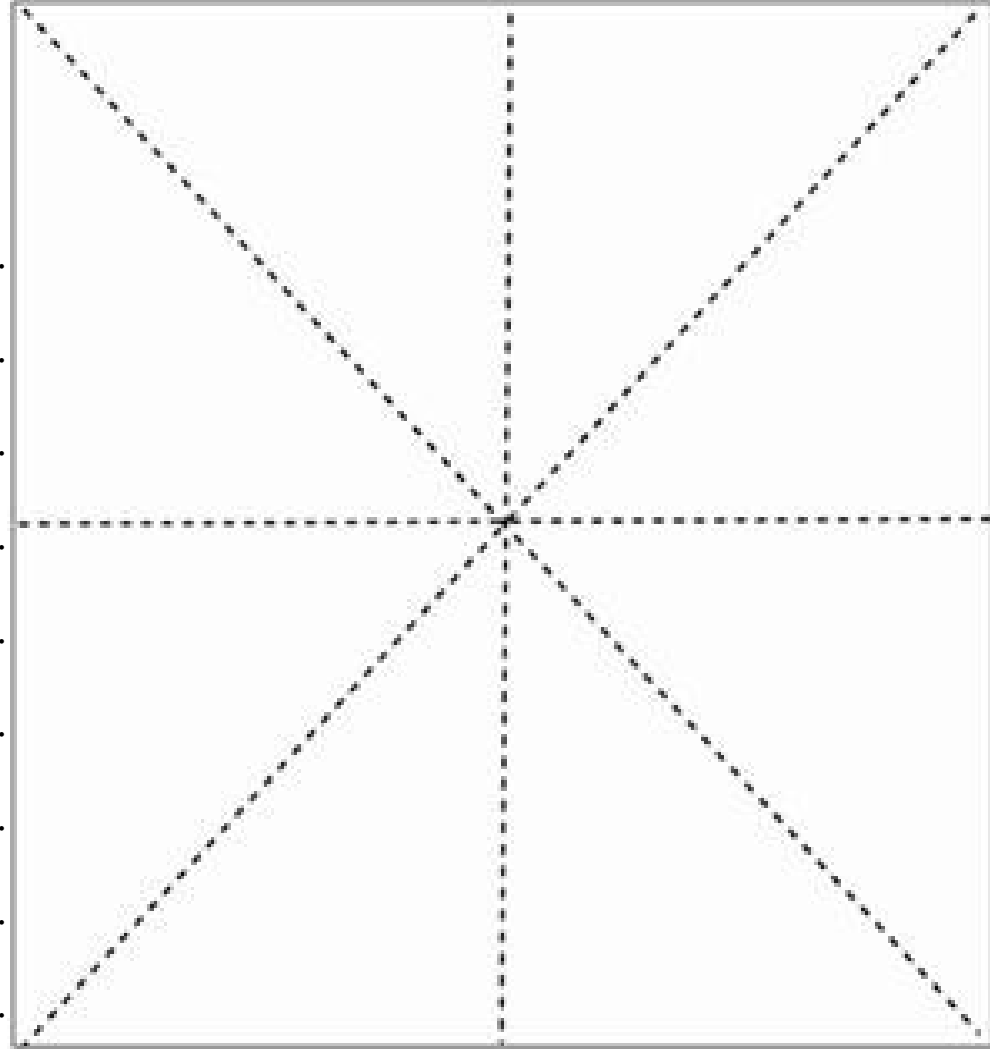
生字

秋



禾苗长熟用火烧着吃



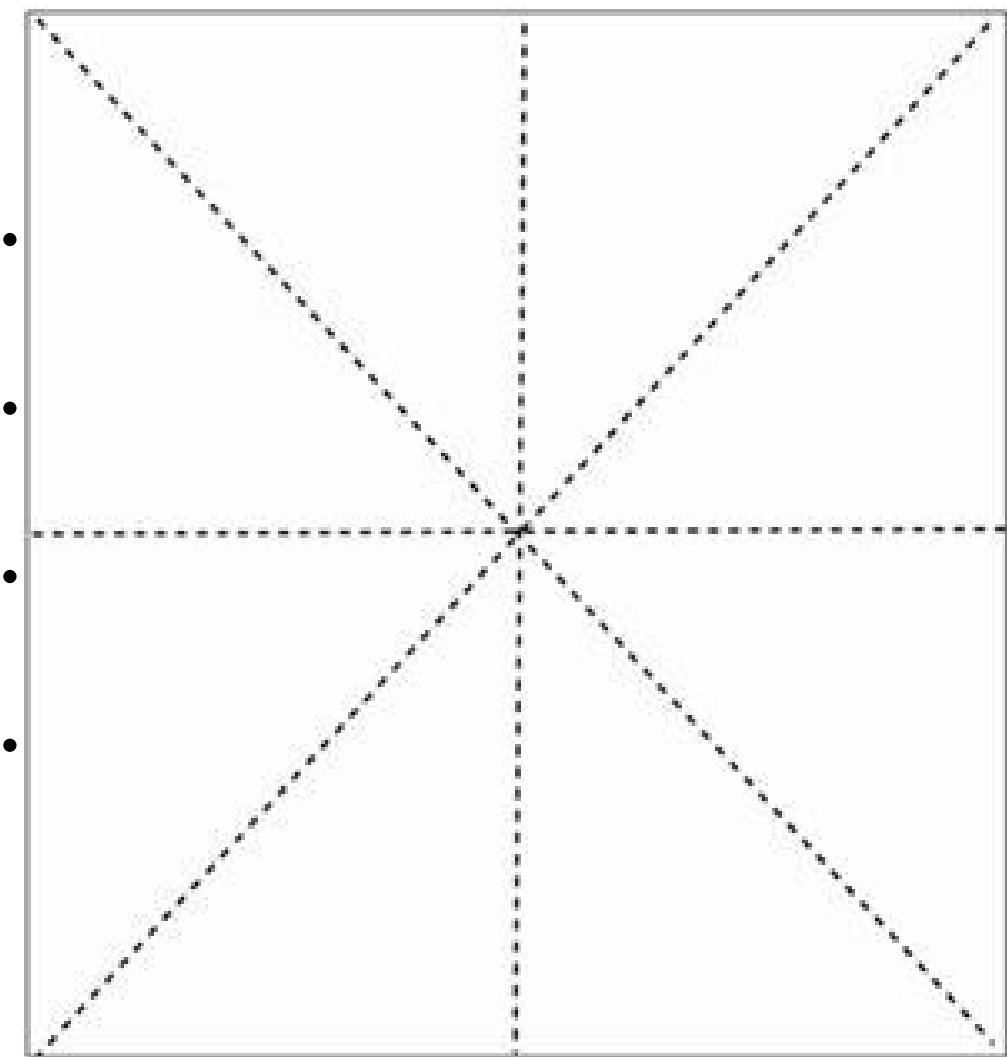




风


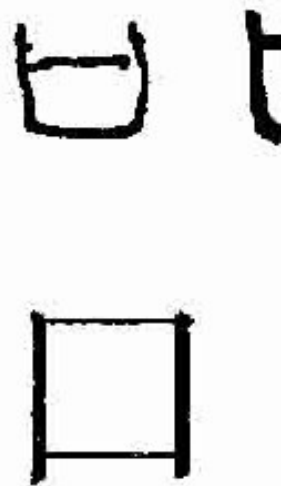
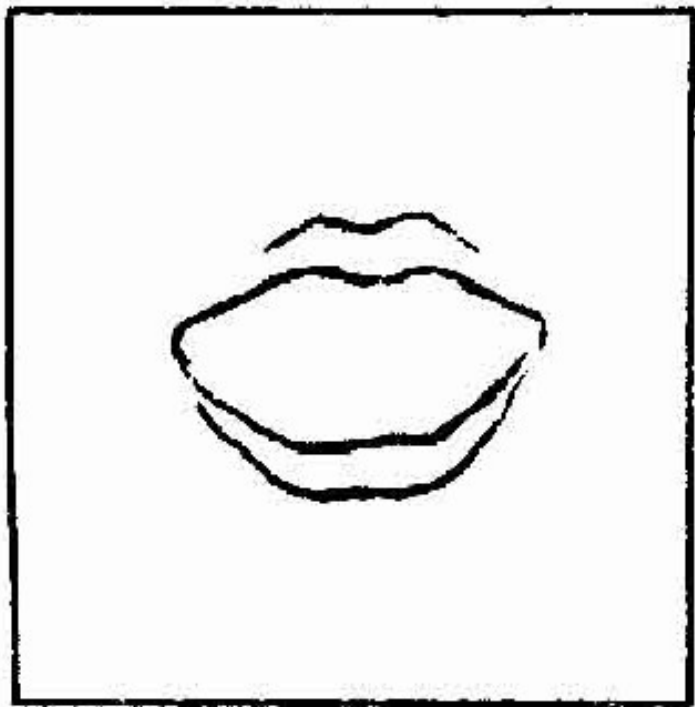




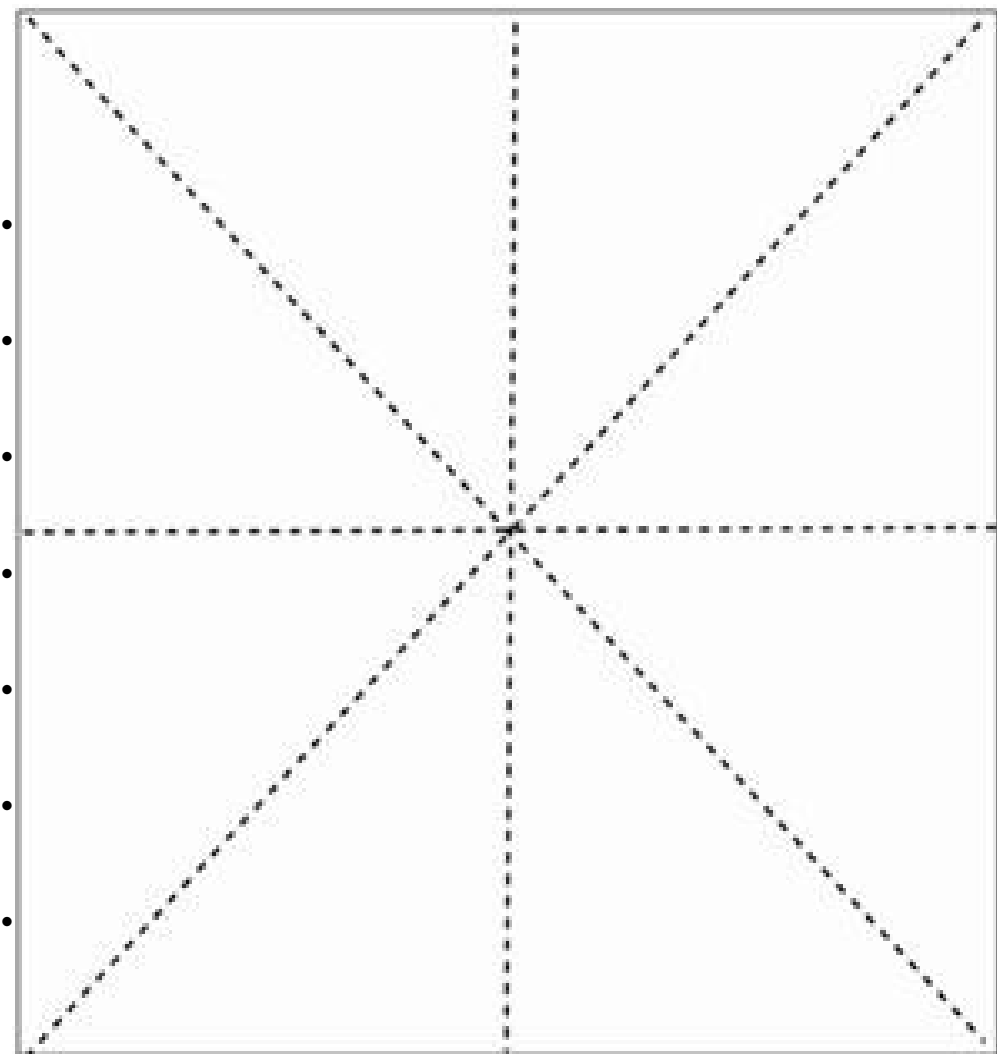




吹



一人用口来吹气





枝

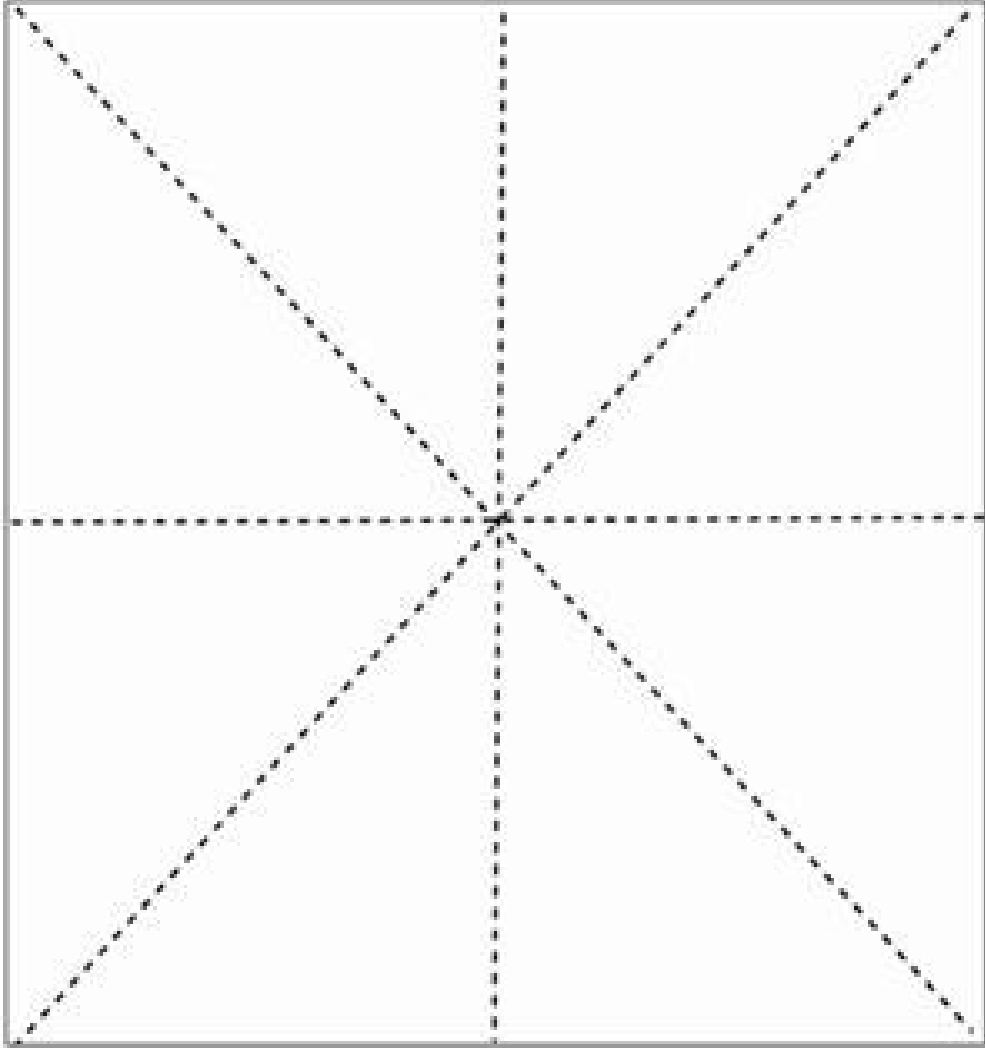
秋天这样美

<https://www.youtube.com/watch?v=yWmcb7TBdY>

A



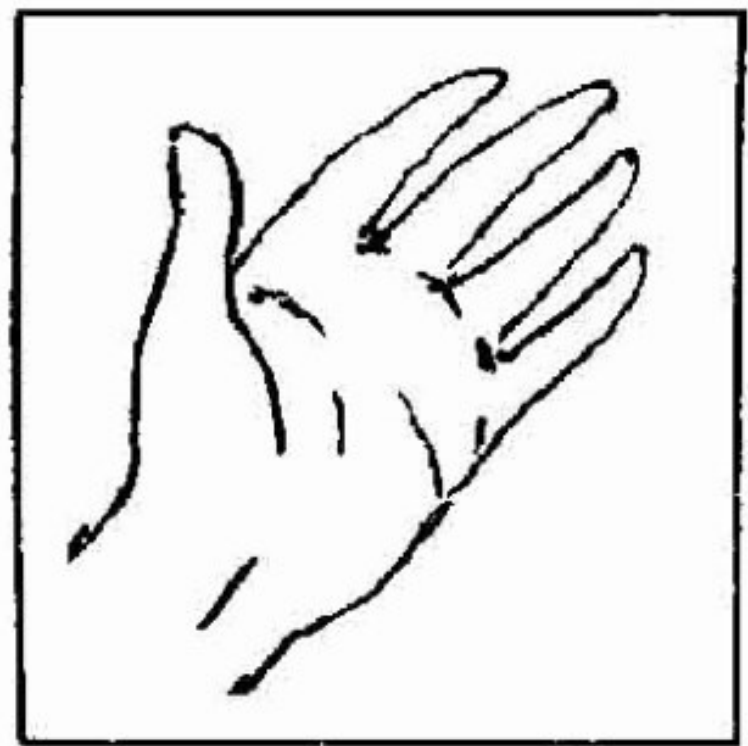
木头树枝手里拿






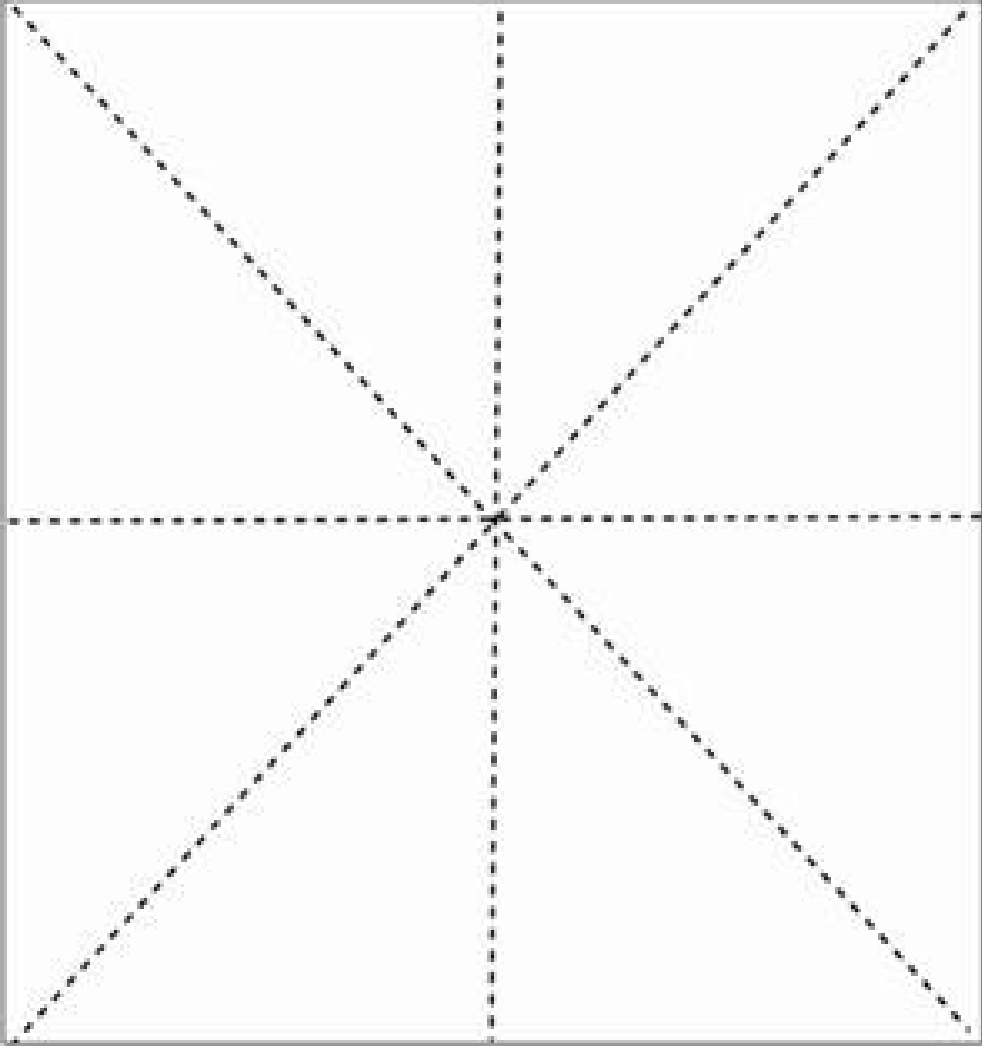
摇







Handwritten Chinese characters: 手 (shǒu) and 持 (chí).



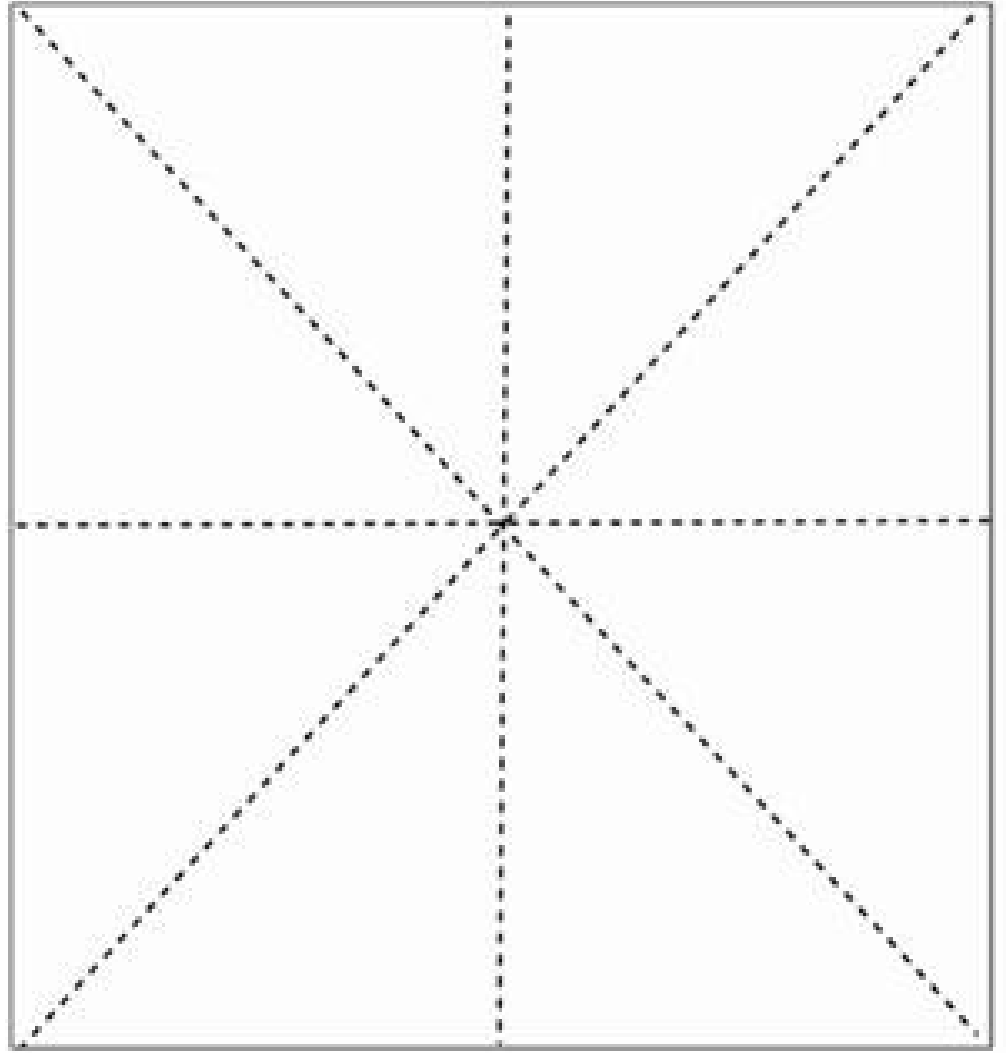


黄





土里田里种庄稼

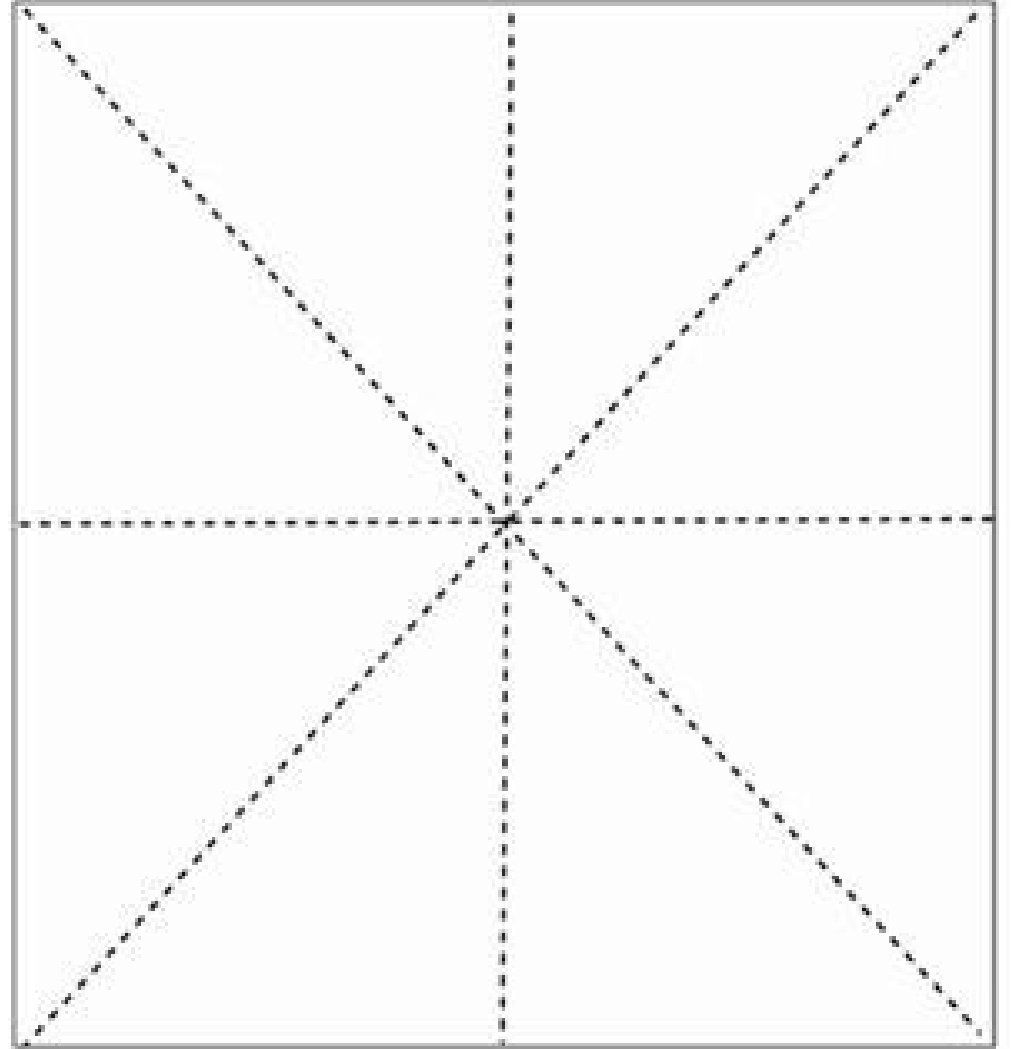





往：一个人该往哪里走？


抬脚要到哪里去？






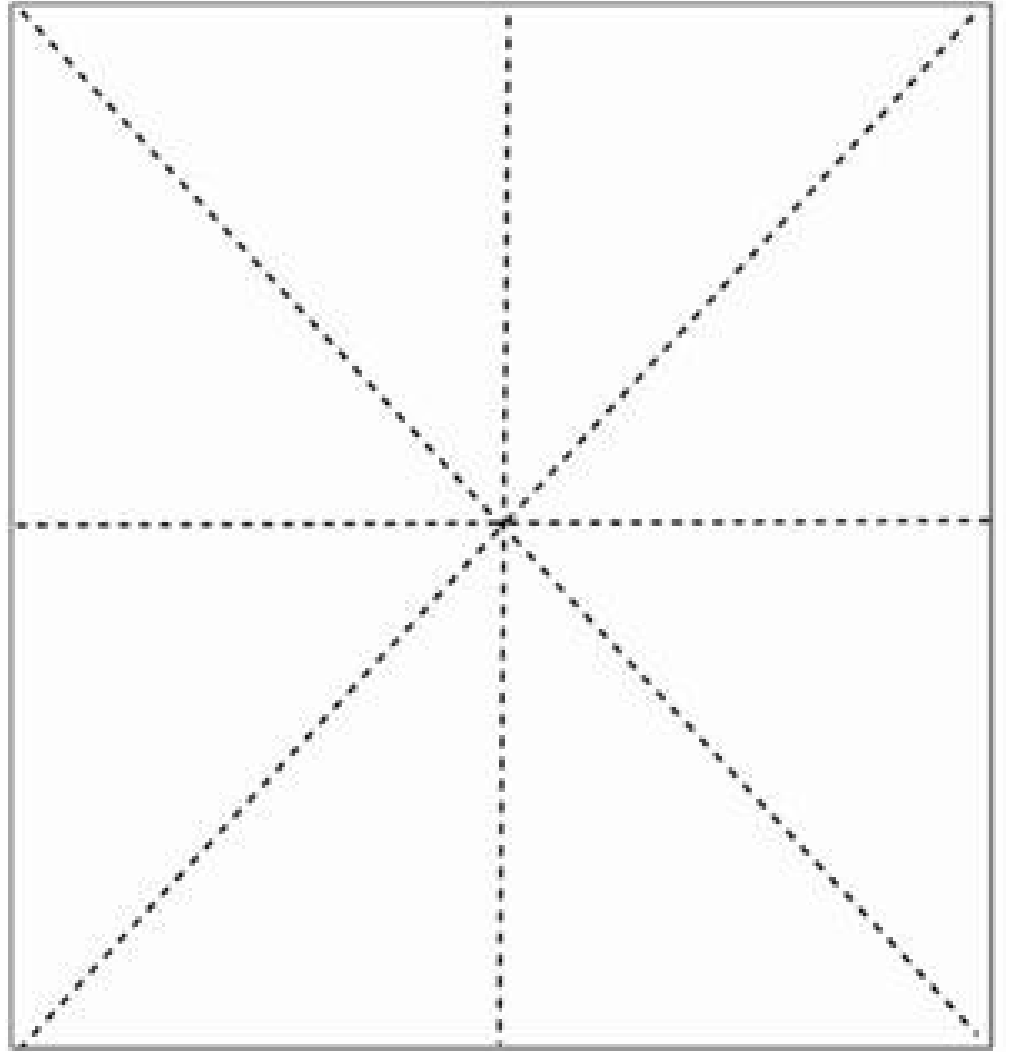



飞





带上翅膀我就飞





叶子先生（绘本）

- <https://www.youtube.com/watch?v=gtiqRKKvrbM>
-

课文内容（朗读）

秋风吹，树枝摇，
红叶黄叶往下掉。

红树叶，黄树叶，
片片飞来像蝴蝶。

落叶





秋风

秋风扫落叶

树枝



树叶





蝴蝶




往下掉





大风吹，树上的果子往下掉。



弯弯的月亮 像小船

弯弯的月儿小小的船，
小小的船儿两头尖。

片片雪花像鹅毛





天上的白云像地上的羊儿



公鸡



花斑牛



野鸭

落叶贴画（玩玩看）

<https://www.youtube.com/watch?v=ncPTrdB1IVM>