

1, 下面的汉字缺少一画, 请补上。

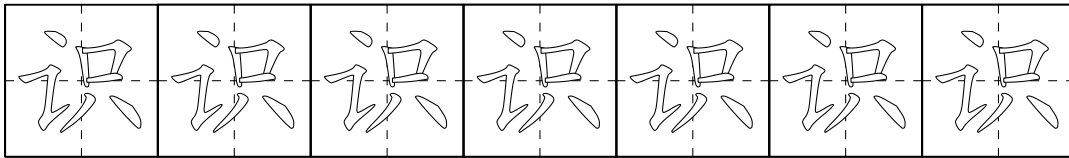
Each of the characters has a missing stroke, please add it.



2, 依照正确的笔画顺序, 用铅笔将空心部分涂成实心。

Use pencil to fill in the strokes in the correct order.

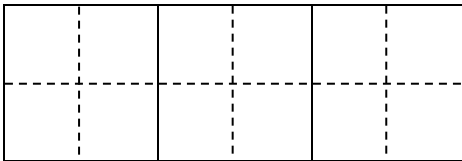
识



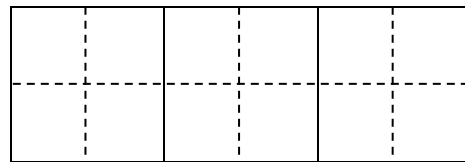
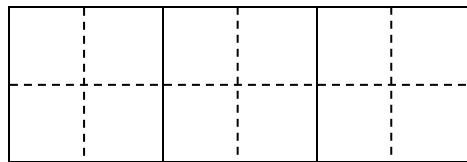
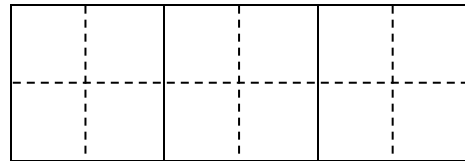
3, 比一比, 读一读, 写一写。

Compare, read and write.

仁 礼 仪



古 苦 故

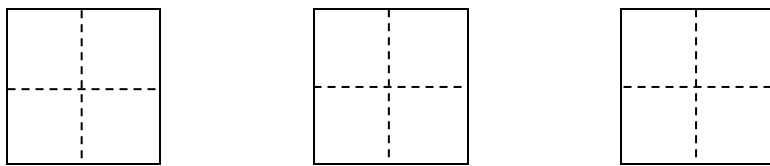


4, 分别用○、□和△圈出带有月字旁(月)、双人旁(彳)或竹字头(竹)的字。 Draw a circle around characters with 月, a square around characters with 彳 and a triangle around characters with 竹.

腰 等 朝 管 脚 微
 行 笨 律 第 得 脑
 胡 笛 径 肺 德 筷

5, 温故知新。 Review the following radicals you learned in chapter 9, then find some characters in this chapter that have them.

第九课学了绞丝旁(纟)、走之底(辶)和木字旁(木), 从本课文中找出一个分别带有以上部首的字。把它们写在下面的田字格里。



6, 根据课文内容填空。

Fill in the blanks based on the passage.

成长需要不断地_____。

学校里学的_____和_____, 已经记在_____。

笔画构成了字, 字与字之间有_____, 就像人和人的_____。