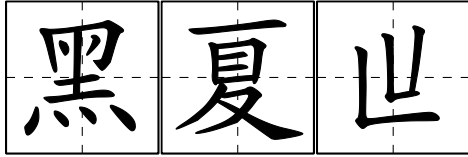


1, 下面的汉字缺少一些笔画, 请补上。

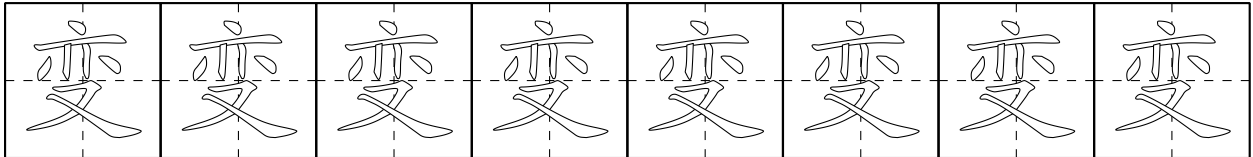
A few strokes are missing in the characters below; please add them.



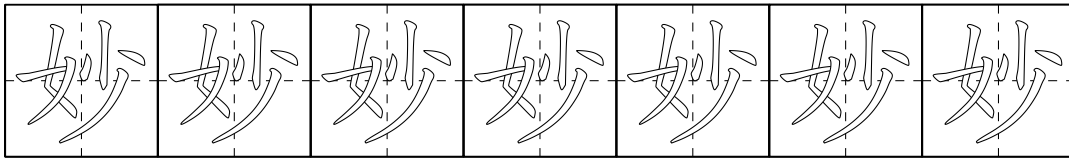
2, 依照正确的笔画顺序, 用铅笔将空心部分涂成实心。

Use pencil to fill in the strokes in the correct order.

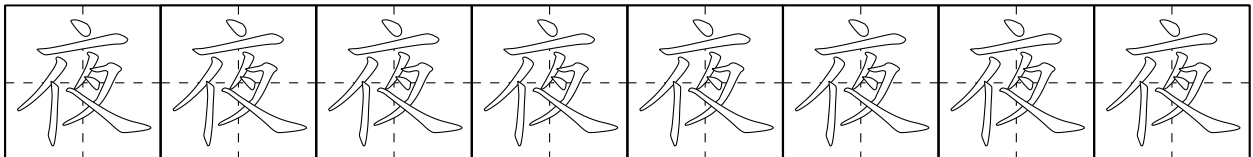
变



妙



夜



3, 仿照例子, 写出下面各字的部首和笔画数。

Following the example, write the radical and the total number of strokes in each character.

	部首	笔画数
什	亻	4
黑		
实		
妙		
奇		

4, 仿照例子, 练习拆字。

Following the example, practice taking apart the characters.

知 = 矢 + 口

星 = () + ()

样 = () + ()

5, 下面词组对应的英语是哪个?

Which English word is the best match for the Chinese phrase?

青蛙

fish

frog

toad

火星

star

Mars

Venus

奇妙

strange

amazing, wonderful

mysterious

冬眠

winter

sleep

hibernation

* Copyright-Protected Material