

1, 仿照例子造新字, 每个字写两遍。

亻 + 故 = ^{gù} 做 ^{zuò} 做

提示: 有左右、上下和里外组合

礻 + 夬 = ^{juě} _____ ^{jué} _____

亻 + 俞 = ^{yú} _____ ^{tōu} _____

亻 + 肖 = ^{xiāo} _____ ^{qiāo} _____

礻 + 留 = ^{liú} _____ ^{liū} _____

礻 + 主 = ^{zhǔ} _____ ^{zhù} _____

扌 + 困 = ^{kùn} _____ ^{kǔn} _____

亻 + 亭 = ^{tíng} _____ ^{tíng} _____

害 + 丩 = ^{hài} _____ ^{gē} _____

令 + 冫 = ^{lìng} _____ ^{lín} _____

尸 + 古 = ^{shī} _____ ^{gǔ} _____ ^{jū} _____

门 + 口 = ^{wèn} _____

2, 将下面带有相同偏旁部首的字写两遍。

三点水

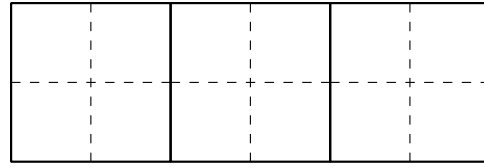
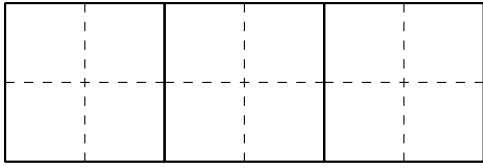
立刀旁

溜 没 注

溜	没	注

刚 割 到

刚	割	到

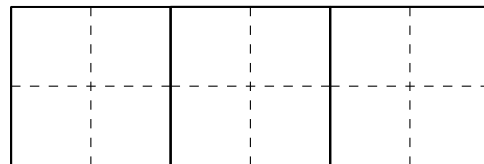
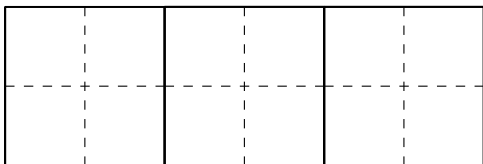
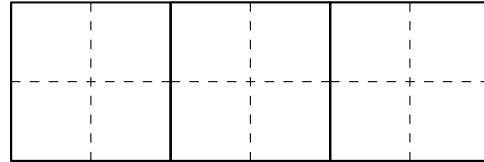
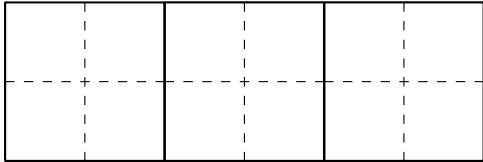


竖心旁

单人旁

悄 慢 快

他 停 偷



3, 根据课文写出下面拼音的汉字。

tōu

mài tián

lín jū

zǒng shì

shēng qì

wèn

bà ba

nǚ ér

jué dìng

sì zhōu

qiāo qiāo

zhù yì

* Copyright-Protected Material

www.holisticedu.us